

Popblo Blocs™

Soft Plastic Building Blocks

Parents' Support

Patrick School Bus

KA10648

School Bus :

7.5cm(W) x 10cm(H) x 12cm(D)



What is *K's Kids*[®] Parents' Support Center ?

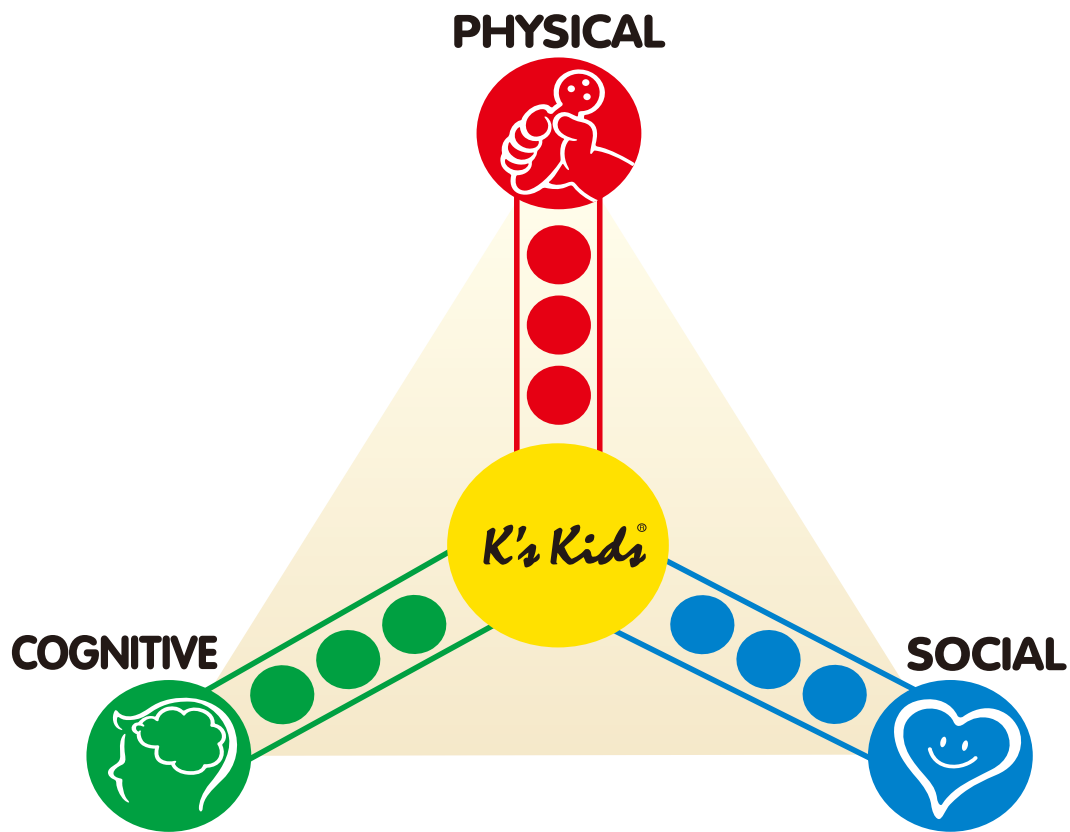
The value of a toy is not only reflected in how fun it is, but the balance of fun and education. As a child grows up, he is continually learning. A top quality toy is one which integrates educational elements with fun elements, so that the child can learn and play at the same time.

Every K's Kids product is designed based on a child's specific learning needs. This support center is here to provide comprehensive after-sales support to parents who have purchased K's Kids products. It is also here to help parents to take full advantage of the educational elements of the products. By buying a K's Kids product, parents have at the same time purchased an individually and carefully designed learning system.

The K's Kids Parents' Support Center provides guidelines on how kids can make use of the toy to have fun and learn at the same time. These guidelines are based on children's age and developmental stages.

Bring a K's Kids toy home today...and begin your journey of fun learning!


K's Kids Learning Triangle®



Sensory



Fine Motor



Gross Motor



Logical



Creative




Linguistic



Emotional

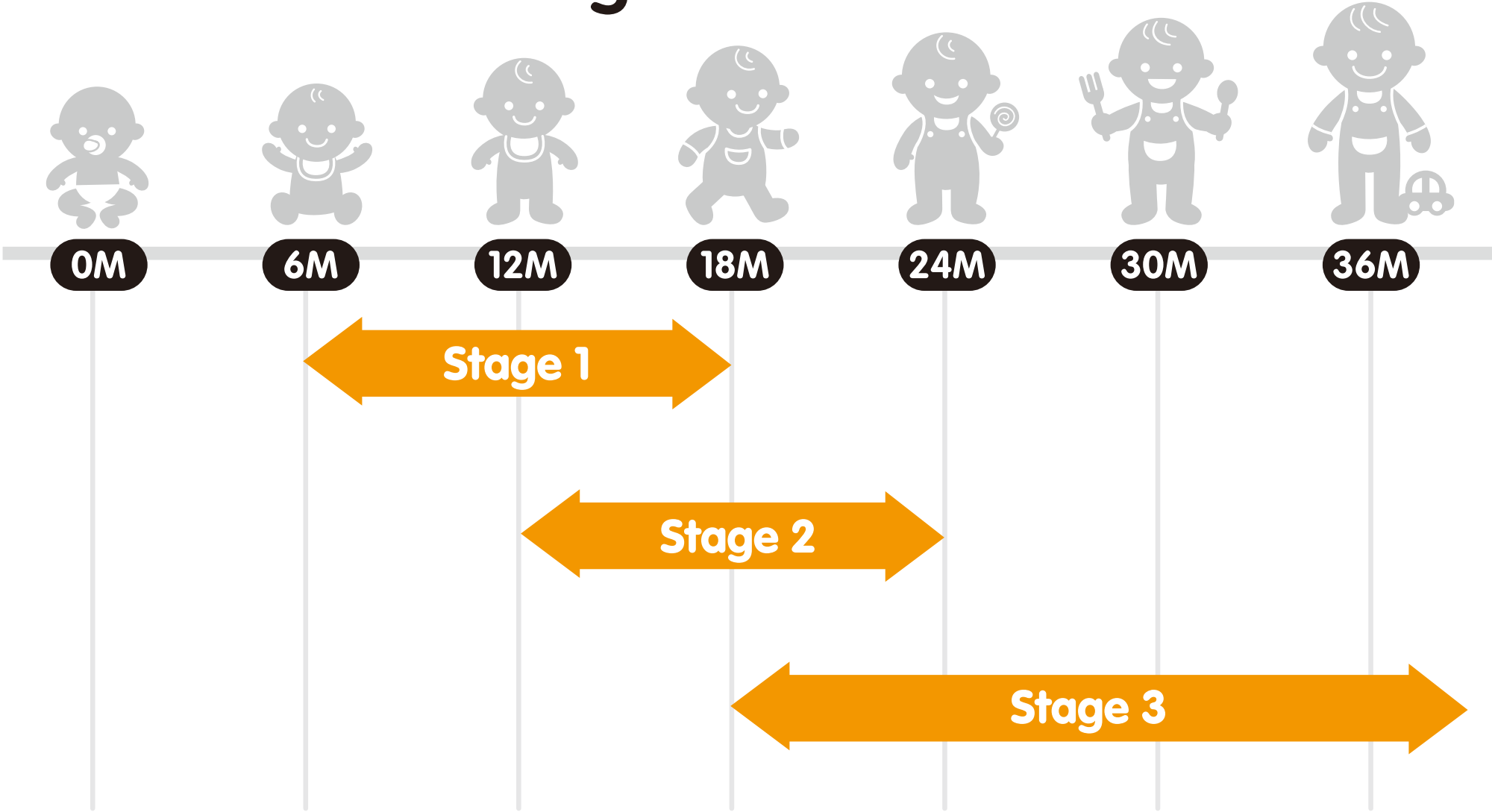


Communication



Self-Esteem

Patrick School Bus Recommended Age

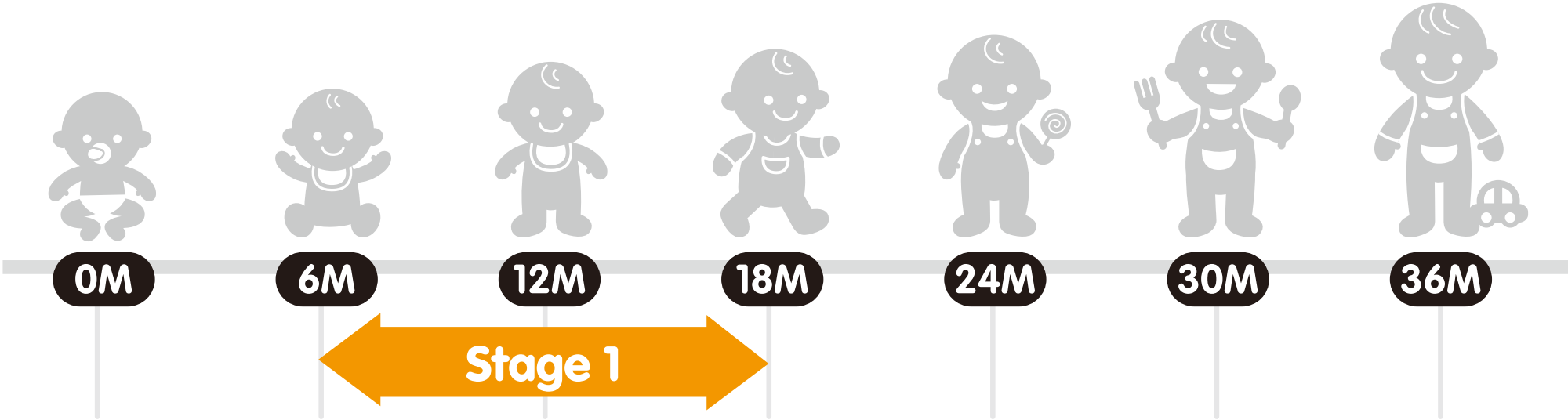


These are recommendations made under normal circumstances. Parents can determine which activities are most suitable depending on the progress of individual child.

Patrick School Bus

Stage 1

(6 - 18M)



Patrick School Bus


Activity 1.1



Objective: Sense stimulation - touching and feeling

Method: Popbo Vehicles are soft plastic blocks of different sizes and shapes. All the blocks have different textures on them. Encourage children to touch and feel the bumpy textures on the pieces.

1.1.1



1.1.2



Patrick School Bus

Activity 1.2



Objective: Fine motor skills training - grasping

Method: Encourage children to grasp the plastic pieces with both their right and left hands.

1.2.1



1.2.2



Patrick School Bus

Activity 1.3



Objective: Fine and gross motor skills training - twisting


Method: Link any two of the pieces together. Encourage children to twist them in opposite directions.

1.3



Patrick School Bus

Activity 1.4



Objective: Fine and gross motor skills training - disconnecting Popbo Blocs


Method: Link any two of the pieces together. Encourage children to disconnect them by pulling them sideways in opposite directions. This trains horizontal movement in their hands and arms.

1.4



Patrick School Bus

Activity 1.5



Objective: Fine and gross motor skills training – pushing the tow truck

Method: Encourage children to push the tow truck back and forth along the floor.

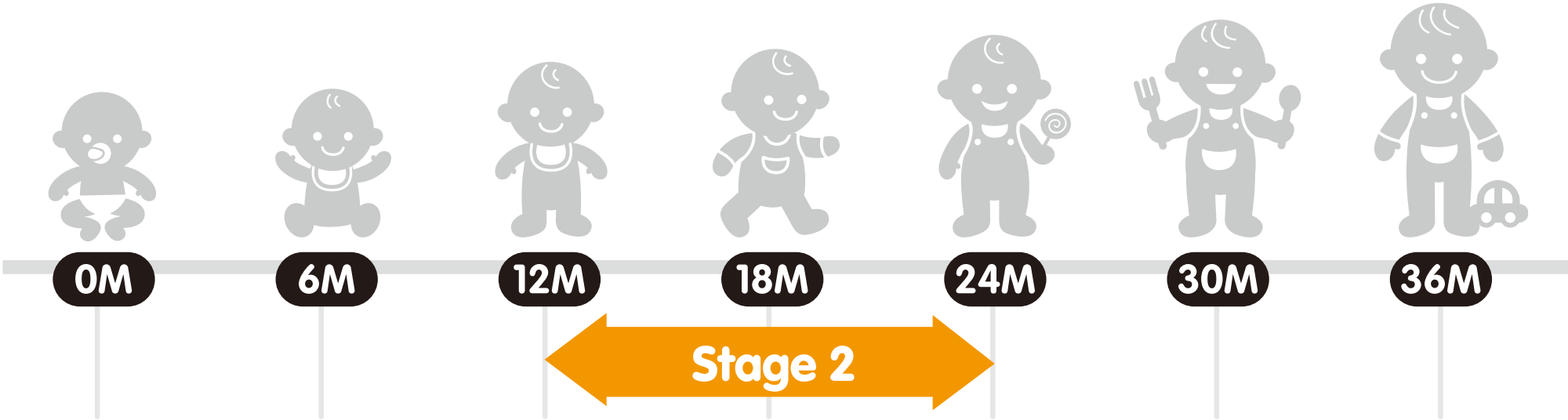
1.5



Patrick School Bus

Stage 2

(12 - 24M)



Patrick School Bus

Activity 2.1



Objective: Cognitive training - learning names of K's Kids characters and different transportation

Method: Teach children to recognize Ivan and his school bus.

2.1



school bus

Patrick School Bus

Activity 2.2



Objective: Cognitive training - learning names of body parts and facial features

Method: Use Ivan to teach children the names of different body parts and facial features.

2.2


PATRICK™

eye

ear

nose

mouth



Patrick School Bus

Activity 2.3



Objective: Cognitive training - learning the difference between a cavity and a protrusion

Method: Use the Popbo Blocs to teach children between a cavity and a protrusion.

2.3

cavity



protrusion



Patrick School Bus

Activity 2.4



Objective: Eye hand coordination training – building Patrick's school bus

Method: After children learn the difference between a cavity and a protrusion, allow them to connect the Popbo Blocs to create Patrick's school bus.

2.4



2.4



2.4




2.4



Patrick School Bus

Activity 2.5



Objective: Bath time

Method: These plastic toys are great for bath time. Children can build with these blocks in the bath too.


2.5



Patrick School Bus

Stage 3

(18 - 36M+)



Patrick School Bus

Activity 3.1



Objective: Construction training - building with other Popbo Blocs

Method: Popbo Vehicle sets, Popbo Farm sets and other Popbo Blocs are all compatible. Children can combine different sets to build new configurations. (Note: Other Popbo Blocs are sold separately)

3.1.1



3.1.2



3.1.3



3.1.4



3.1.5



3.1.6



3.1.7



3.1.8



3.1.9



Patrick School Bus

Activity 3.2



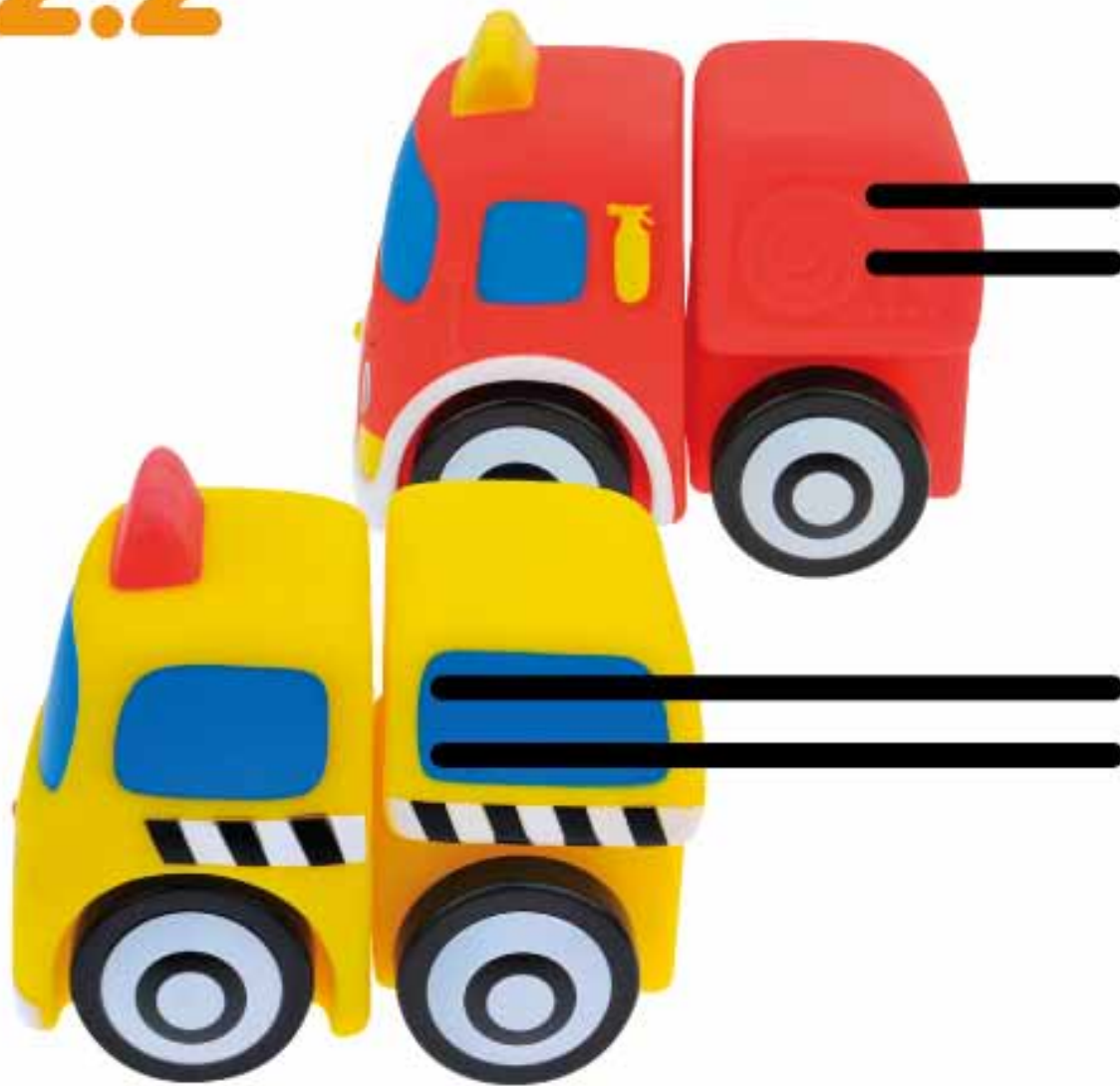
Objective: Self satisfaction and social skills training – car racing

Method: Children can race cars with other children using different Popbo Vehicles.


3.2.1



3.2.2



3.2.3



Patrick School Bus

Activity 3.3



Objective: Imagination training – story building

Method: Encourage children to use their imagination to think of dialogue and short stories using Patrick and his school bus.

3.3.1

z z z



3.3.2



3.3.3



3.3.4



3.3.5



3.3.6



3.3.7



Patrick School Bus

Activity 3.4



Objective: Storytelling with picture books

Method: The Popbo Blocs sets come with picture books. These can be used as background scenes for storytelling. The books are also great for learning new words.

3.4



Popbo Blocs™

Soft Plastic Building Blocks

parents.kskids.com



www.popboblocs.com

  facebook.kskids.com

