

Popbo Blocs™

Soft Plastic Building Blocks

Parents' Support

Chain-a-word

KA10672

Block: 8.5cm(W) x 7cm(H) x 6cm(D)



K's Kids®

What is *K's Kids*[®] Parents' Support Center ?

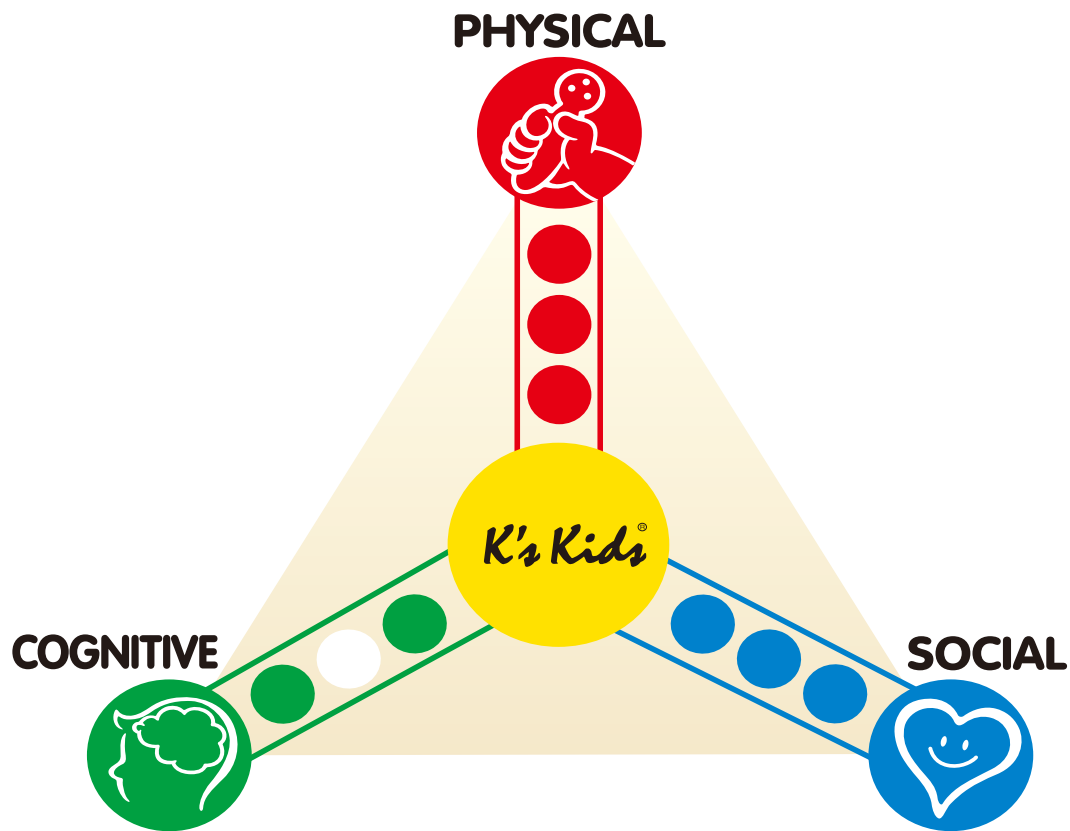
The value of a toy is not only reflected in how fun it is, but the balance of fun and education. As a child grows up, he is continually learning. A top quality toy is one which integrates educational elements with fun elements, so that the child can learn and play at the same time.

Every K's Kids product is designed based on a child's specific learning needs. This support center is here to provide comprehensive after-sales support to parents who have purchased K's Kids products. It is also here to help parents to take full advantage of the educational elements of the products. By buying a K's Kids product, parents have at the same time purchased an individually and carefully designed learning system.

The K's Kids Parents' Support Center provides guidelines on how kids can make use of the toy to have fun and learn at the same time. These guidelines are based on children's age and developmental stages.

Bring a K's Kids toy home today...and begin your journey of fun learning!


K's Kids Learning Triangle®



Sensory



Fine Motor



Gross Motor



Logical



Creative




Linguistic



Emotional

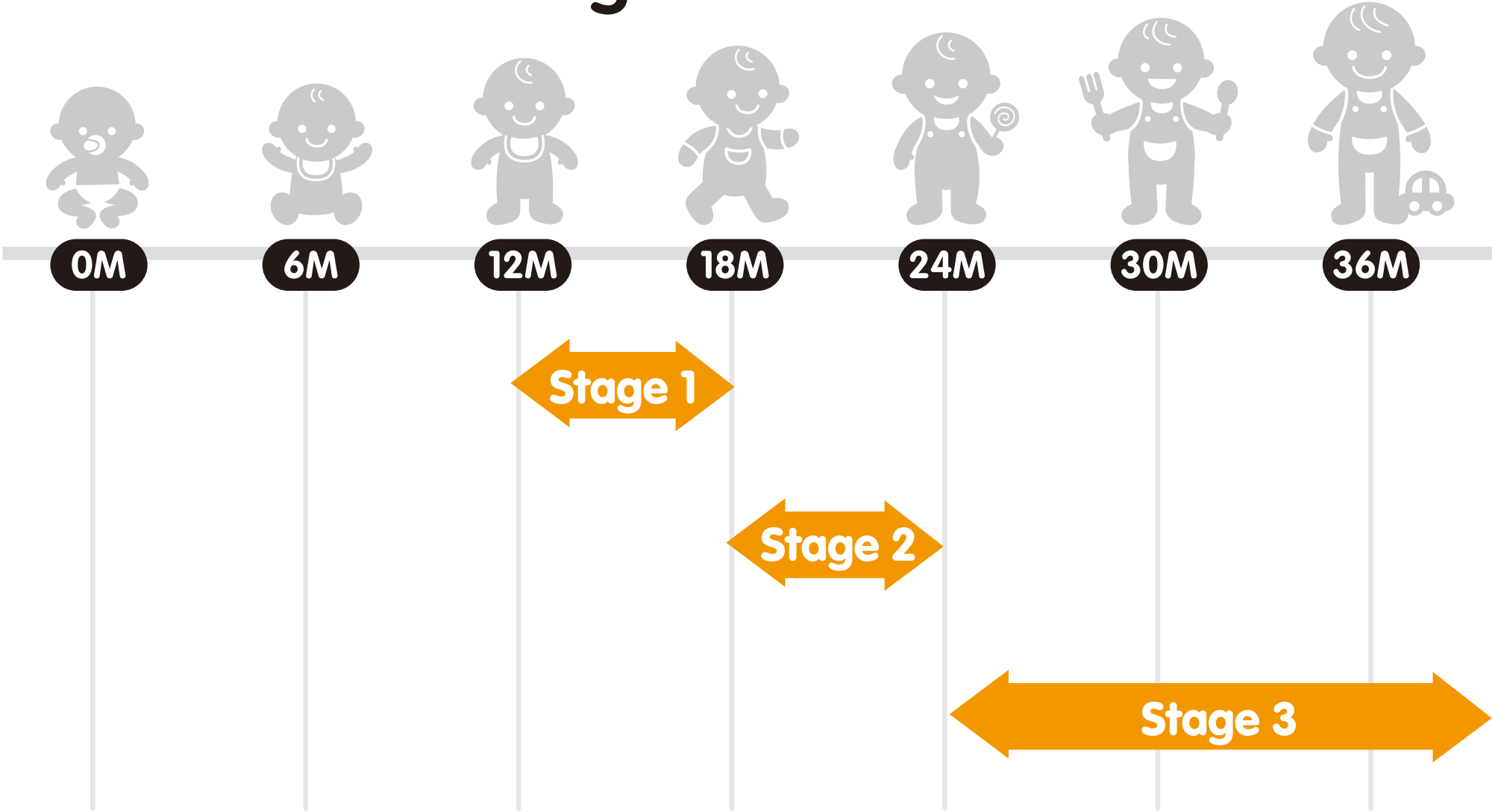


Communication



Self-Esteem

Chain-a-word Recommended Age

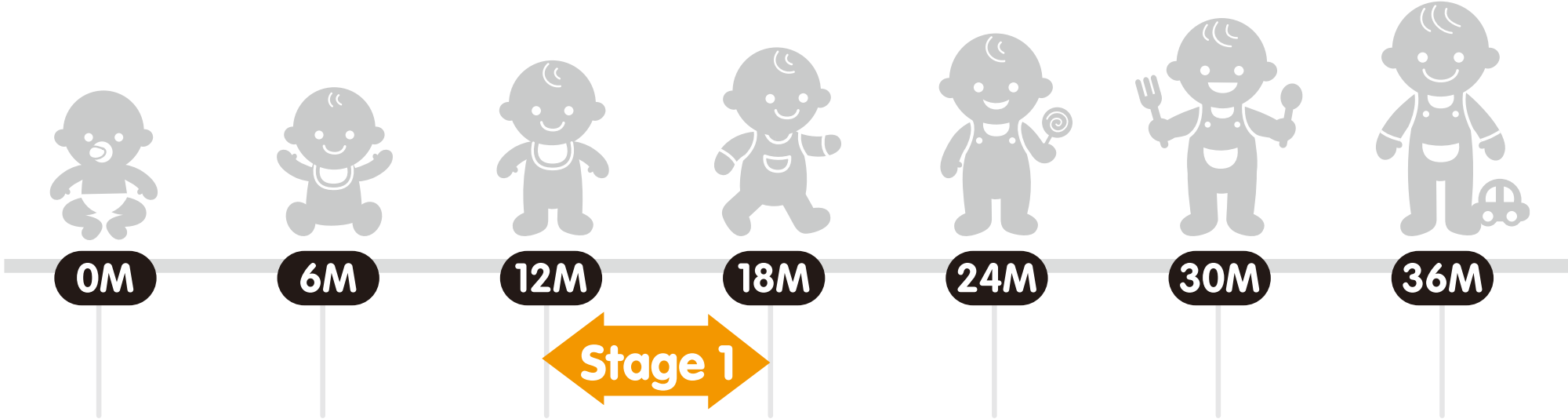


These are recommendations made under normal circumstances. Parents can determine which activities are most suitable depending on the progress of individual child.

Chain-a-word

Stage 1

(12 -18M)



Chain-a-word


Activity 1.1



Objective: Sense stimulation - touching and feeling different textures

Method: Encourage children to touch and feel the bumpy surface of the blocks.

1.1



Chain-a-word

Activity 1.2



Objective: Fine motor skills training - grasping

Method: Encourage children to grasp the soft plastic pieces with both their right and left hands.

1.2.1



1.2.2



Chain-a-word

Activity 1.3



Objective: Gross motor skills training - twisting

Method: Link any two of the pieces together. Encourage children to twist them in opposite directions.

1.3



1.3



Chain-a-word


Activity 1.4




Objective: Gross motor skills training - disconnecting Popbo Blocs

Method: Link any two of the pieces together. Encourage children to disconnect them by pulling them sideways in opposite directions. This trains horizontal movement in their hands and arms.

1.4



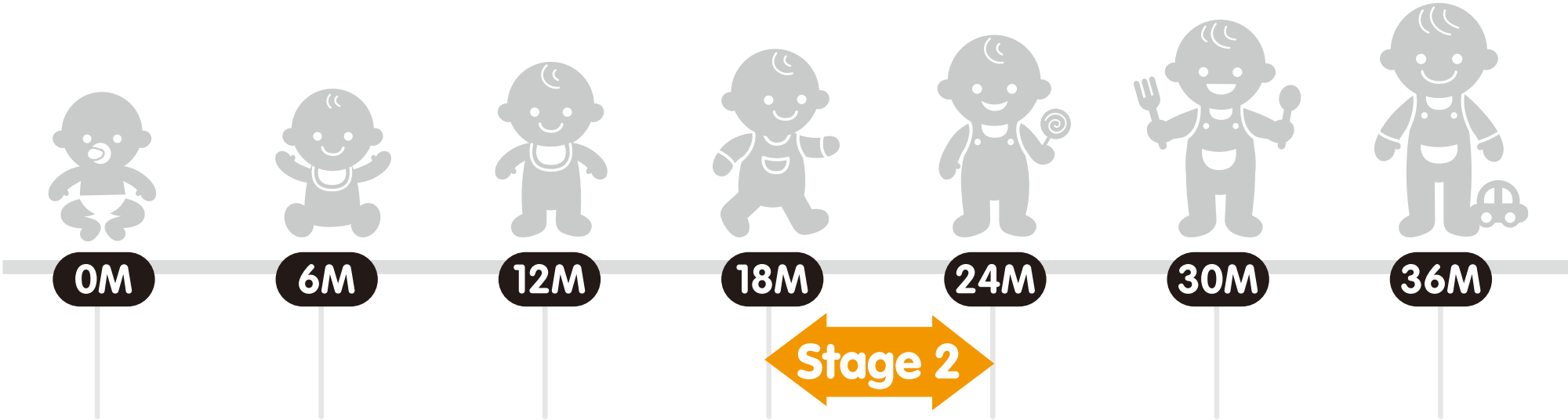
1.4



Chain-a-word

Stage 2

(18 - 24M)



Chain-a-word

Activity 2.1



Objective: Cognitive training - learning colors

Method: Teach children different colors.

2.1.1

Orange



Red



Yellow

2.1.2

**Light
green**



Green



Blue

2.1.3

Pink



Purple



Brown

Chain-a-word

Activity 2.2



Objective: Cognitive training – pointing to colors

Method: Name a color and encourage your child to point to it.

2.2.1

parent



green

2.2.2

child



Chain-a-word


Activity 2.3



Objective: Matching game - linking blocks based on color

Method: Encourage children to link the blocks in the same color order as shown on the cards.


2.3.1



2.3.2



2.3.3



Chain-a-word


Activity 2.4




Objective: Gross motor skills training - connecting Popbo Blocs

Method: Using concepts learned from activity 2.3, allow children to freely connect the pieces. This trains their judgment of space as well as motor skills.

2.4



2.4



Chain-a-word

Activity 2.5



Objective: Cognitive training - learning letters

Method: Teach children the letters of the alphabet.

2.5.1



a

b

c

d

2.5.2



e

f

g

h

2.5.3



i

j

k

l

2.5.4



m

n

o

p

2.5.5



q

r

s

t

2.5.6



U

V

W

X

2.5.7



y

z

Chain-a-word

Activity 2.6



Objective: Cognitive training – pointing to letters

Method: Say a letter and encourage your child to point to it.

2.6.1

parent



2.6.2

child



Chain-a-word

Activity 2.7



Objective: Cognitive and gross motor skills training – linking a rainbow

Method: Encourage children to link up the blocks in the order of the rainbow – red, orange, yellow, green, light green, blue, purple.

2.7



Chain-a-word

Activity 2.8



Objective: Cognitive training - learning the difference between a cavity and a protrusion

Method: Use the Popbo Blocs to teach children between a cavity and a protrusion.

2.8



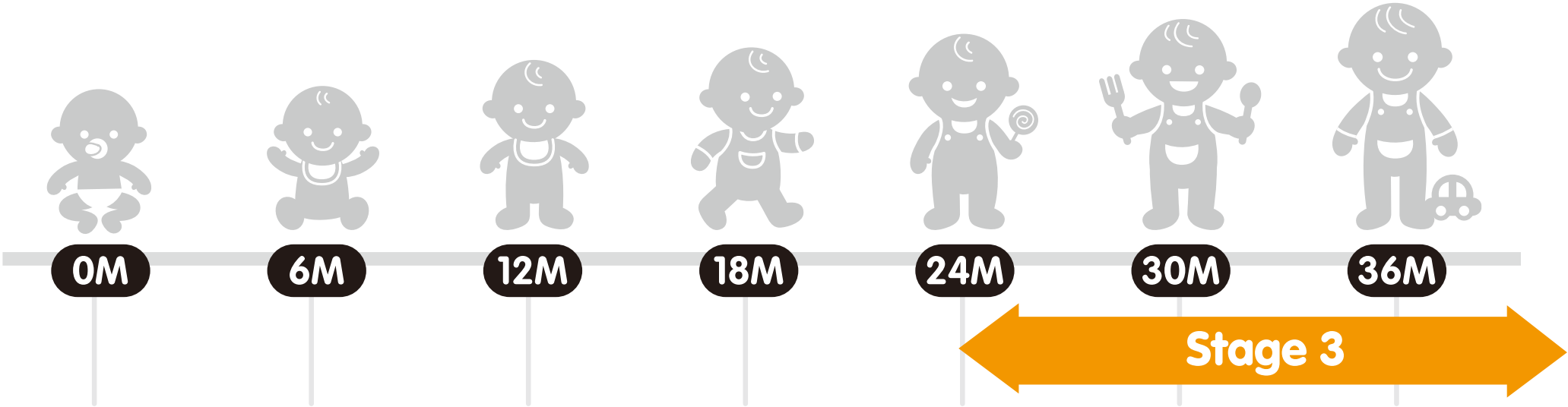
protrusion

cavity

Chain-a-word

Stage 3

(24-36M+)



Chain-a-word

Activity 3.1



Objective: Spelling practice – Level 1

Method: Encourage children to learn new words by linking the 3 to 4 lettered words in Book 1.

3.1.1

Poppo Blocs™
Soft Plastic Building Blocks

Level 1

80 Challenging Words

Chain-a-word

ax

cow

ant

a

a

a

o

box



www.kskids.com

K's Kids



ant

bee

3.1.2



3.1.3



b e e

Chain-a-word

Activity 3.2



Objective: Spelling game – Level 1

Method: Say any of the words from Book 1 and have children spell them by linking the blocks.

3.2.1

parent



3.2.2

child



dog

Chain-a-word

Activity 3.3



Objective: Spelling practice – Level 2

Method: Encourage children to learn new words by linking the 4 to 5 lettered words in Book 2.

3.3.1

Poppo Blocs™
Soft Plastic Building Blocks

Level **2**

200
Challenging Words

Chain-a-word

bear
duck
a
jelly



K's Kids

www.kskids.com



apple



bear

3.3.2



3.3.3



king

Chain-a-word

Activity 3.4



Objective: Spelling game – Level 2

Method: Say any of the words from Book 2 and have children spell them by linking the blocks.

3.4.1

parent



3.4.2

child



bear

Chain-a-word

Activity 3.5



Objective: Spelling practice – Level 3

Method: Encourage children to learn new words by linking the 5 to 9 lettered words in Book 3.

3.5.1

Popbo Blocs™
Soft Plastic Building Blocks

Level **3**

100
Challenging Words

Chain-a-word

z
u
mouse
j
balloon

zipper
m
c
circle



K's Kids


www.kskids.com



balloon

crayons

3.5.2



3.5.3



circle

Chain-a-word

Activity 3.6




Objective: Spelling game – Level 3

Method: Say any of the words from Book 3 and have children spell them by linking the blocks.

3.6.1

parent



rabbit

3.6.2

child



rabbit

Chain-a-word

Activity 3.7




Objective: Spelling competition – two players

Method: This is a fun game for two kids. Draw one of the word cards and have the kids try to link the words on the card as fast as they can. The fastest speller wins.



3.7.1



3.7.2



3.7.3



dog

Popbo Blocs™

Soft Plastic Building Blocks

parents.kskids.com



www.popboblocs.com

  facebook.kskids.com

